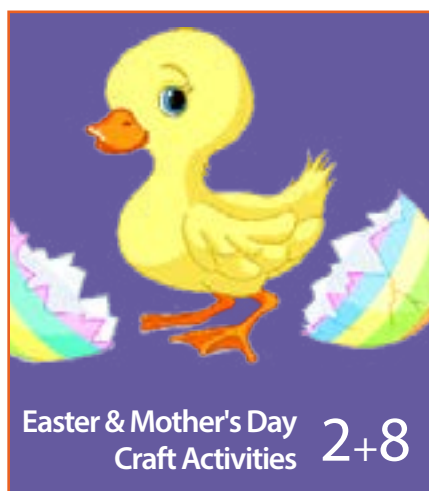


ePlayNEWS

Practical Playgroup Support & Information...

PLAYGROUP SA 1800 171 882 WWW.PLAYGROUPEAUSTRALIA.COM.AU/SA



contents

- 02 From the Executive Officer
- 02 Peppa Pig **COMPETITION**
- 03 Easter Playgroup Activities
- 03 How to bring the Outdoors Indoors during the cooler months
- 04 NEW Dad's Playgroup @ Prospect
- 07 **WIN** Disney on Ice Tickets complete Playgroup SA 2014 Survey
- 08 Playgroup Activities for Mother's Day
- 09 Book Reviews (+ **WIN** a Book Pack)
- 10 10 Funky Messy Play Ideas...
- 12 Twilight Playgroup Photo Gallery
- 14 Accredited Courses
- 15 Playgroup Workshops
- 16 Early Bird Winner & Playgroup SA Playroom



WIN Disney on Ice Tickets! Details page 7!



WIN a Peppa Pig Easter Hamper!

Contains Peppa Pig Easter Egg, Cup & Spoon, Peppa Pig Super Family Pack, Peppa Pig Wooden Clock, Peppa Pig Memory Cards, Peppa Pig Wooden Dominoes, Peppa Pig Learn To Spell, Peppa Pig Egg, Cup & Spoon set!

Total value: \$150



Peppa is a lovable, cheeky little piggy who lives with her younger brother George, Mummy Pig and Daddy Pig. Peppa loves playing games, dressing up, visiting exciting places and making new friends, but her absolutely favourite thing is jumping up and down in muddy puddles. Her adventures always end happily with loud snorts of laughter. Here's your chance to win the ultimate Peppa Pig collection, valued at \$150 - just in time to celebrate Easter! Check out new and exciting products now in-store at www.Bigw.com.au

peppapig.com.au | facebook.com/officialpeppapig.au

Email competitions@playgroupsa.com.au with the subject 'Peppa Pig' and include your name, phone number and a short sentence as to why your playgroup loves Peppa Pig for your chance to WIN.

From the Executive Officer...

A huge thank you to all of the families, life members and board members that attended Playgroup SA's Twilight Playgroup to celebrate 40 Years in operation! It's always great to have an out-of-hours event so that the whole family can attend and we love seeing more dads come along to these Playgroup sessions!

The birthday celebrations don't stop here, we'll have many events that will highlight our 40 year milestone throughout the year so keep your eyes out.

Playgroup @ the Zoo will be held this year on Friday 7 November.

Don't forget that many Playgroups close for the two week school holiday period. If you're unsure as to whether your Playgroup will be running between the 14th and 29th of April then please be sure to check with your Playgroup Coordinator.

On behalf of myself and the Playgroup SA Board and Staff, we wish you a safe and happy Easter and Holiday period. Have fun!

Carley Jones
Executive Officer, Playgroup SA





easter playgroup


ACTIVITY



Playgroup SA example

- Start with a large empty Cardboard Box
- Remove or fold in the top of box to create an opening
- Use cardboard to cut out ears, decorate with white paper and cotton balls (or whatever you wish) and stick ears to the rear of the box using tape or glue
- Cut a n-shaped tongue flap out of the front of the box but leave it attached along the bottom
- Stick a similarly shaped bit of coloured card or paper to the tongue flap so that it looks like a tongue
- Decorate the front of your creation with eyes, nose and whiskers
- Find some soft or hollow balls and allow Playgroupers to stand back and throw the balls into the bunny - which will then roll back out of the mouth

Try making different types of animals using this method and consult children about shapes for ears, tongues, etc. Involve Playgroupers in the making and decorating of their new game. Why not try little hand sized versions to use with pom pom balls, cotton balls or foam?



How to bring the OUTDOORS during the cooler months... INDOORS

Too cold to go outside...? Bring the outside in!

As the colder months start to approach, many parents are looking for creative activities that children can enjoy indoors...



Bring your outdoor equipment in

If you have safe free-standing outdoor equipment (slides, tunnels or climbing frames) then don't be afraid to bring them inside and set up on a soft surface with cushions for a soft fall, if required.

Sand Pit

If you have a large tray or container why not partially fill up with sand and set it up in one of your wet areas around the house. Spills can be easily vacuumed and it can provide endless hours of fun!

Cubby House

Make your own cubbies out of large boxes, cardboard or cover a table and chairs in a large sheet. Provide cushions and rugs to make the cubby cosy and accessorize with items such as tea sets. You can also use this idea to make a tent and set up camp in your own playgroup or lounge room. Don't forget your sleeping bags, torches, etc.

Obstacle Course

Invite children to help set up an obstacle course with everyday objects you may already have in the room. You can step in and out of boxes, climb over/jump onto cushions, crawl under tables and balance on rope or lines on the ground.

You can also try taping up a 'spider web' to a door frame or in a hallway and sticking pom poms or cotton balls to the web for children to crawl through and channel their inner spider.

Box Play

Make your own furniture out of large boxes. You can make tables, ovens, microwaves, etc. You can also use large boxes to make cars, rockets, boats and shop fronts. Smaller boxes can be used to make smaller appliances and other pretend play props.

Gardening

Why not teach your children about how plants grow and what they need to survive? Use foam trays or egg cartons (providing there are no egg allergies) with damp cotton wool to grow seeds like mustard or cress. You may also like to use those seeds to make a hairy head.

[Click here](#) for one way of how to make a hairy head.

Flower cuttings can be put into a glass of water for the children to observe the roots forming over time. You can also grow your own sunflower seeds in pots.

Hide and Seek

There's no reason why Hide and Seek needs to be played outdoors. There are some great hiding spots inside and an indoor game of Hide and Seek can be a fun and interactive way to entertain children indoors. You can try adding a modern twist to the game by turning off the lights and hiding objects around the house for playgroupers to seek with a torch.

Use your imagination and ask the children about their favourite outside activities - then adapt them to work inside.

PHOENIX ROSE AUSTRALIA

Dads & Tots Playgroup

NEW!



FRIDAYS 12.30PM - 2PM

Starting 2 May, 2014 (week 1, term 2)

Playgroup SA Playroom

91 Prospect Road, Prospect

Enquiries to Felicia

0404 187 985

PLAYGROUP SA Inc. ABN 78 201 463 413 www.playgroupaustralia.com.au/sa

91 Prospect Road, Prospect SA 5082 | PHONE 08 8344 2722 | FAX 08 8344 9722 | FREE CALL 1800 171 882



When you **ignite** the spark of creativity early in life, children go on to do **magnificent** things!



crayola.com.au



Sophia
Future Astronaut!

Produced by Feld Entertainment

Disney ON ICE TREASURE TROVE



A Live Celebration of Disney's Animated Gems!

ADELAIDE ENTERTAINMENT CENTRE
7-9 JUNE

www.disneyonice.com.au

Follow us on 
Disney On Ice Australia

Complete our Annual Membership Survey and go in the draw to WIN tickets to *Disney on Ice presenting 'Treasure Trove'*

Each year Playgroup SA conducts a survey of members, coordinators and stakeholders to gain valuable & useful feedback. Playgroup SA appreciates your time in providing us with this feedback, as it enables us to ensure that we continue to provide services that meet member's needs.

We have two prize packs to give away - each containing four tickets to see *Disney on Ice* presenting 'Treasure Trove' and a Merchandise Pack. The show is at 6pm on Saturday 7 June at Adelaide Entertainment Centre.

Simply complete the Membership Survey by Thursday 1 May, 2014.

If you would like to participate in this valuable survey, please follow the link below.

*Winners selected at random and notified via phone/email.
2014 Playgroup SA Members and Coordinators eligible only.*

www.surveymonkey.com/s/BCHB6HW



FOLLOW US ON FACEBOOK  / PLAYGROUPSA

PLAYGROUP INFORMATION, COMPETITIONS, GIVE-AWAYS AND EVENTS!

CHILD CARE ACCESS HOTLINE - freecall 1800 670 305

The Australian Government Child Care Access Hotline is a free telephone service to help you find a child care service that meets your needs.

Hotline information includes:

- types of care (for example, Long Day Care, Family Day Care, Occasional Care, and In Home Care)
- the location of child care services

- possible vacancies
- fee information where provided by child care services
- how to choose a quality child care service
- how the Australian Government helps with the cost of your child care.

You can access this service via Freecall 1800 670 305 between 8.00am and 6.00pm nationally Monday to Friday (charges apply on calls from public pay phones or mobile phones).

Playgroup Activities

for Mother's Day



- Use pipe-cleaners as a stem and attach pom poms / cellophane and other craft materials as flowers. Bunch them all together and tie them with ribbon to gift mum/grandma a special bunch of flowers.
- Why not try the ol' Macaroni Necklace?
- Decorate a candle for mum or grandma this Mother's Day using crayons, glitter and/or some fancy ribbons
- Make mum a cupcake with play-dough and put it in a patty pan wrapped in cellophane. Put diamantees on it and layer different colours.
- Cut out two handprints and stick them each end of a very long bit of card. Write on it for your playgrouper "I love you thiiiiis much".



Messy Play ART GIFTS

BUTTERFLY FOOTPRINTS on terracotta pot / canvas / card using a child's footprint or multiple children's feet (separately or overlapped). Use multicoloured stamp pad or paint and then add effects using texta to make footprints into a butterfly.

Instead of using both feet, try doing one footprint and then folding to create a stamped mirror image.

HANDPRINT HEARTS using paint or stamp pad. Assist your playgrouper to make and decorate this sentimental gift using their teeny hands.

Images provided as a template, sourced from Pinterest.

"These hands hold my heart"



WIN

a copy
of each book
reviewed here...


HOW...?

Email your

NAME + PLAYGROUP +
CONTACT DETAILS

and the word 'BOOK PACK' to
competitions@playgroupsa.com.au
by Friday 23 May, 2014
for your chance to WIN!

These books have been donated,
courtesy of SCHOLASTIC



Mummy,
You're Special To Me
by Laine Mitchell

Awww!
Happy Mother's Day Playgroup
Mums.

A sweet and rhyming story about
special mums everywhere with
watercolour animal baby and
mum illustrations.

Follow Little Giraffe's journey and
share with your special mummy.




Dangerous
By Tim Warnes

Mole loves labelling things.

Then one day he finds a strange
thing. A lumpy-bumpy thing. A
lumpy-bumpy thing with snippy-
snappy teeth. Eeeeeek! Look out,
Mole...

A book of friendship and
surprises!



The House that Wonky Built
Illustrations by Katz Cowley
Based on The Wonkey
Donkey son by Craig Smith

Who doesn't love the story of The
Wonkey Donkey!?! It's been in the
top-3 best selling picture books in
Australia since its publication.

This pack comes with the story
book, as well as a fold-out play
set, stickers and a CD. Help Wonky
decorate his house for hours of
playtime fun!



Baby Records Book
Snugglepot & Cuddlepip
By May Gibbs

Capture the memories of your
baby's first year in this beautiful
book, full of May Gibbs' classic
quotes and illustrations.

With spaces for notes and
photographs, and a special pocket
for precious keepsakes, this album
provides a priceless record to
treasure for a lifetime

Congrats AMY GRAHAM (and family) from Tiny Tots Playgroup at Prospect
for winning the Edition #1 Book Pack!

10

funky

messy
play

ideas

you'd

never

think

to do at

Playgroup!

Jelly Play

You will need:

- Jelly (assorted colours)
- Boiling water
- Cold water
- Assorted plastic trays

Prepare jelly the day before. Place on a large tray and away you go.

Puff Paint

You Will Need:

- 1 Tbs Self-Raising Flour
- 1 Tbs Salt
- Food Colouring

Mix all the ingredients together using enough water to make a smooth paste (add different food colours to make different coloured paints).

Paint on thick paper or card and then microwave on high until the paint is dry.

Ice Cube Building

You Will Need:

- Water
- Ice cube tray
- Ice cream container (or similar size)
- Food Colouring

Mix water and food colouring and pour into containers and trays. Allow enough time to freeze. Place ice in large trough with other objects to play with.

Gloop

You Will Need:

- 2 cups Corn Flour
- Cold Water
- Food Colouring

Add water gradually to cornflour until it is smooth and runny enough to be dribbled.

Add food colouring.



Wax Painting

You will need:

- Wax crayons
- Paper
- Pinch of Edicol dye
- Water
- Plastic Container
- Wide paint brush

Use wax crayons to draw pictures. Mix the Edicol dye with water and paint all over the picture. The wax will show through.

Cloud Play-dough

You will need:

- 8 cups plain flour
- 1 cup cooking oil

In a large container, combine the flour and dough using a spoon.

Keep covered for storage. Do not mix with water.

Chocolate Play-dough

You will need:

- 2 cups of all-purpose flour
- 1/2 cup of table salt
- 1/2 cup of cocoa
- 1.5 cups of boiling water
- 3 tablespoons of vegetable oil
- 1/2 teaspoon of vanilla (optional)

Put all ingredients into a large bowl. Mix well until a ball starts to form. Let cool for a few minutes and then knead it and play playdough.



Rice Play

You will need:

- 2 cups rice
- Food Colouring

Put rice into resealable bag and then drop in some food dye. Shake it around to mix and then play with it in a tray or bowl.

Coloured Water Bubbles

You will need:

- Morning fresh dishwashing liquid
- Water
- Glycerine
- Food Colouring
- Bubble blowing tool

Mix all ingredients together and blow multicoloured bubbles.

Try blowing them onto paper to see what effect they leave.

Rainbow Cotton Balls

You will need:

- 1/4 Cup Flour
- 1/4 Water
- Food colouring
- Cotton balls

Mix 1/4 cup of flour and 1/4 cup of water with your desired food colour for each colour of the rainbow. Add a bit more water if necessary. Then cover the cotton balls in the paint mixture.



Twilight Birthday Playgroup PHOTO GALLERY



Playgroup SA is celebrating 40 Years as an organisation in 2014. On 28 March, we held a fun filled out-of-hours Playgroup Session to celebrate this milestone at home in our Playgroup SA Playroom. 40 Families attended for Playgroup Activities such as play dough, mask making, song time and parachuting. Our amazing supporters, Bunnings Prospect, provided a pot-plant decorating activity and lettuce planting for playgroupers to take home. Board Members and Life Members attended, a puppet show speech was made by Jennie Fenton (Life Member) and of course, we can't forget to mention our amazing cake, sausage sizzle and party bags!

Thanks to all who attended to celebrate 40 Years with us!





Celebrating 40 Years of Playgroup in SA!





Accredited Courses 2014

Child-Safe Environments (Mandatory Reporting)

Learn about the issues of child protection and gain your certificate in Child-Safe Environments (CSE).

When: Thursday 19 June, 2014,
Thursday 11 September, 2014
Thursday 13 November, 2014
Time: 9:00am – 4:30pm
Cost: Playgroup SA Coordinators: FREE
Playgroup SA Members: \$25
General Public: \$75

In order to be a qualified mandated notifier within the education system in SA, teacher registration requires all persons complete Child-Safe Environments in addition to the school specific RAN-EC online training (implemented October 2013)

Accredited Senior First Aid

This nationally recognised one day practical course will provide you with everything you need to know to provide first aid response, life support and the management of casualty(s) and the incident until the arrival of medical or other assistance.

In preparation of the one day course, you will be required to complete an on-line workbook*. Once you have completed this, you will need to provide your certificate of completion at the practical day.

When: Thursday, 18 September 2014
Time: 9.00am - 4.30pm
Cost: Playgroup SA Members: \$100
Non Members: \$131

*Options available for those with no internet access

Performing CPR

A three hour practical course that will teach you everything you need to know to perform CPR.

When: AVAILABLE UPON REQUEST
Cost: Playgroup SA members: \$40
Non-members: \$61

Enrolments / Enquiries:
Playgroup SA 1800 171 882

* Bookings essential to secure your place. Registrations 15 minutes prior to course commencement time

**all costs
include
GST**





playgroup Workshops 2014

Playgroup Members
& Coordinators
\$10 inc GST

Non Playgroup SA Members
\$35 inc GST

Crèche
Available

Enrolments / Enquiries:
Playgroup SA 1800 171 882

* Bookings essential to secure
your place. Registrations 15
minutes prior to course
commencement time

Coordinators Workshop

Are you a new coordinator, or thinking about starting a Playgroup? Then this course will provide you with all the info you need. Including tips on how to effectively run a Playgroup, play ideas and the value and benefits of play. This is a perfect opportunity to start building Playgroup support network with both Playgroup SA staff and other coordinators attending the workshop.

10am - 12:30pm

Thurs 15 May | Wed 13 August | Thurs 16 October

Messy Play Workshop

Find out the value and benefits of messy (sensory) play, gain age appropriate play ideas that will assist with children's development and overall, have fun.

10am - 12:30pm

Thursday 7 August, 2014

Make & Play Workshop

Find out the value and benefits of messy (sensory) play, gain age appropriate play ideas that will assist with children's development and overall, have fun.

10am - 12:30pm

Thursday 4 September, 2014

Preschoolers Workshop

Due to popular demand, we've tailored a workshop around Playgroup activities with your preschooler. Perfect for Playgroup children of who are no longer babies or toddlers and require more stimulating types of play and craft that encourage learning and increased skills.

10am - 12:30pm, Thursday 8 May, 2014

Christmas Craft Workshops

Find out the value and benefits of messy (sensory) play, gain age appropriate play ideas that will assist with children's development and overall, have fun.

10am - 12:30pm

Thursday 6 November, 2014



PLAYGROUP SA
Playing, learning, supporting families

Congratulations Ashleigh Dennis from Ardtornish Playgroup!

Ashleigh has won the Playgroup SA Early Bird Membership Competition, courtesy of Modra's Apartments. Prize includes 3 nights accommodation in a 2 bedroom Modra's Apartment at Tumby Bay, suitable for up to 6 people, **valued at \$390**. Plus vouchers from local businesses and attractions with savings of up to \$285!



Playgroup SA PLAYROOM

The Playroom is available for hire to Affiliated Playgroups during the school terms, between 9am and 4pm weekdays, excluding Thursdays. If you are interested in discussing session time availability please contact Playgroup SA on 1800 171 882.

The playroom is equipped with facilities such as outdoor play area including a sandpit, a well resourced carpeted indoor play area, physical play equipment, kitchen, wet area, baby feeding area, reading corner, home corner, craft supplies, air conditioning, parent toilet and baby change facilities, wheelchair and pram access. Playgroup SA is committed to introducing new toys/equipment to the playroom.

Playgroup SA Membership:

Membership is compulsory under the terms of affiliation for all Playgroups.

Please note that if there are families attending your group that are not current Playgroup SA members, your Playgroup is at risk. If an incident or accident occurs at your Playgroup, an insurance claim may be considered void for your entire group. Our friendly staff are happy to answer any questions regarding your Playgroups membership status or the membership process.

Call us on Free Call 1800 171 882 for more information or check out our website www.playgroupaustralia.com.au/sa

