

ePlayNEWS



PLAYGROUP SA 1800 171 882 | WWW.PLAYGROUPSA.COM.AU



In this edition... From the EO 2 • Playgroup SA's NEW Website 3

Father's Day Activities 4-5 • Playdough 12 Ways 6-7 • Child Friendly SA Initiative 8-9

Book Week 10 • Playgroup @ the Zoo SAVE THE DATE 11 • Orchestra Play Time 12

Book Reviews + WIN a Book Pack 13 • Playgroup SA Workshops 14-15

Workshop Enrolment Form 15 • Playgroup Visit 15

**WE HAVE LIFT OFF!
EXCITING NEW WEBSITE**

www.playgroupsa.com.au





From the Executive Officer...

Well, Playgroup SA Head Office is all about the new and exciting resource that we've been working on for a long time behind the scenes - our brand new Website! If you haven't already checked it out, we can't wait for you to do so. It's filled with loads of features that we hope will be convenient to your Playgroup Membership and the fun you have at Playgroup....

You can now pay for Memberships and Playgroup Workshops online, as well as book in for events, download activity ideas, resources and publications and you can discover the whereabouts, session times and contact details of Playgroups across South Australia. In addition, the evolving Members Only section of the site will provide you with additional resources, publications and tools. Now can you comprehend our excitement? It's such a fab new tool that we're hoping you'll love!

On another note, don't forget to celebrate Book Week at Playgroup from 22 to 28 August. We're holding a Book Week Playgroup at Head Office on Thursday 27 August (more info on Page 10) - it's always so much fun to see little Playgroups in costume as their favorite book characters!

We're also planning our annual Membership event - PLAYGROUP @ THE ZOO for Friday 23 October. It's going to be different this year and far more hands on and interactive for little people. Keep your eyes out for what we have in store!

In the meantime, keep having fun at Playgroup with the start of Spring... YAY!

Carley Jones
Executive Officer, Playgroup SA



When you **ignite** the spark of creativity early in life, children go on to do **magnificent** things!

Together Time

crayola.com.au

PLAYGROUP SA'S EXCITING NEW WEBSITE

www.playgroupsa.com.au



FEATURES:

- EXCLUSIVE MEMBERS AREA
- ACTIVITY IDEAS
- FIND A PLAYGROUP SEARCH
- RESOURCES
- ONLINE PAYMENTS
- PUBLICATIONS
- ONLINE BOOKINGS
- PLAYGROUP SUPPORT
- AND MORE!

YAY!!!

**A FABULOUS
NEW TOOL FOR
ALL THINGS
PLAYGROUP!**

HAPPY FATHER'S DAY WE LOVE YOU

On Sunday 6 September, many will celebrate Father's Day. It's a day we can show our appreciation for the love, care and efforts of our fathers and father figures - including stepfathers, grandfathers, relatives, guardians, foster fathers and close family friends. We also think of the experienced dads, the about-to-be-dads, the single dads, the dads who have lost children, the dads who we have lost, the men who want to be a dad and the wonderful men that play both dad and mum.

Children's handmade cards and gifts make a special keepsake and the giving and receiving of them is a lovely moment shared between father and child.



Cardboard Tie

Whether Dad wears a tie to work or not, creating a cardboard tie is a fun gift for children to make and decorate so that they can see the fashion statement that they've made of Dad for the day (or for a little while).

Cut out a large tie shape from cardboard (you could even use card from a large cereal box). Decorate with craft bits and pieces and stickers. Poke two holes in the top of the tie and using a piece of string or ribbon that is long enough to go around the fathers head, tie each end to each hole. Wa-la.

I'M HAPPY YOU'RE MY DAD

I feel safe when you are with me;
You show me fun things to do;
You make my life much better;
The best father I know is you.

I'm happy you're my Dad
And so I want to say
I love you, Dad, and wish you
A Happy Father's Day!

By Joanna Fuchs



Desk / Office Pop Stick SET

Have some fun with a bag of pop sticks. Use colored ones if you have them or you can use natural pop sticks and paint them.

Bookmark

Cut a strip of card just big enough for four pop sticks to be glued to it. Spread glue onto the card and stick on pop sticks. You can add a 10cm piece

Home Made Father's Day Card Ideas



of thin ribbon or decorative string by folding the ribbon/string in half and pushing the crease end into the top of the bookmark (between the pop sticks and card). Decorate the bookmark however you wish - you could use stickers, small pictures, paper shapes or other.

Pen Holder

Cut out an 8cm diameter paper circle (or use a patty pan) and using a 10cm cardboard cylinder tube, attach the circle over the base of the tube using sticky tape. Glue pop sticks around the tube.

Coaster

Lay two pop sticks on a flat surface. Put a line of glue on top of each pop stick and attach more pop sticks to the top in the opposite direction. Stick the pop sticks next to each other in a line along the initial two sticks.

Photo Frame

Use a photo or cardboard (you can stick a picture on later) approximately 10cm x 10cm. Glue two pop sticks to the top of the photo and two to the bottom. Then, stick two pop sticks to each side. You may like to add a piece of ribbon or string to the back of the frame so that it can be hung.

Playdough 12 WAYS

for Playgroup & Home

COLOURED DOUGH

Add a few drops of food colouring to playdough to make it pretty

MARbled DOUGH

Add different batches of coloured playdough together to create a marbled effect.

GLITTER DOUGH

Add glitter to jazz up your playdough and make it sparkle.

REGULAR PLAYDOUGH

1 cup Plain flour
½ cup of Salt
2 tbsp Cream of Tartar
1 cup boiling water

Mix dry ingredients together, add boiling water and mix. Pour onto a flat surface and knead. Add flour if the mixture is too sticky.

HERB DOUGH

Add fresh herbs such as rosemary and mint to playdough for an extra sensory experience.

SCENTED DOUGH

Add a few drops of flavoured essence or essential oils to create lovely smelling dough. Our pick is rose water or peppermint essence.

JELLY DOUGH

Pour a packet of jelly into the boiling water and dissolve before adding to the dry ingredients to create amazing smelling Playdough. Our pick is Passion-fruit jelly.

GLUTEN FREE DOUGH

If you have children with gluten sensitivities, you can easily replace plain flour with gluten free flour.

SAND DOUGH

2 cups of fine sand
1 cup of corn flour
½ cup of water

Pour all ingredients together and mix using your hands. Place in a tray so your Playgroupers can feel the cool texture.

MUD DOUGH

4 cups flour · 1 cup cocoa · 5 cups water
2 1/2 cups salt · 3 Tablespoons cream of tartar
10 tablespoons oil (vegetable or canola)

Mix dry ingredients and then add oil. Stir ingredients together in a saucepan and cook over low-med heat. Stir and keep stirring as the texture will start to thicken. Keep stirring until the texture is no longer sticky, then pour the mixture on a clean surface. Once the mixture is warm but not hot, knead until you reach desired texture. This playdough is great for putting dinosaurs or bus figurines into. Or, put some toy cars out with the mixture to make car tracks in the dough.

SKIN THERAPY DOUGH

1 cup plain flour
1 cup of water
2 cups oats
2 tbsp coconut oil
1 tbsp vanilla essence
1 tbsp cocoa powder

Mix flour, oats and vanilla. Add water and stir until the mixture forms a ball. Knead in coconut oil then knead in cocoa powder. If too sticky, add more flour and continue to knead until desired texture.

SPICED DOUGH

Add powdered ginger, turmeric, cinnamon or nutmeg to your Playdough to create a lovely smelling dough. Try putting this playdough out with a muffin tin for pretend cake play.

Playgroupers' love using Playdough at Playgroup!

Don't be afraid to have playdough out for each session throughout the year - young children rarely become bored with Playdough. There are so many ways to make Playdough more interesting and depending on the activity it can be saved and used over many sessions.

Playdough is a great resource and will help to develop the fine motor skills in your little ones hands. Your child's future teacher will love you for incorporating Playdough into your play and playgroup sessions - because it means their little muscles are building and they'll be ready for writing, colouring and drawing and will be more likely to master a great pencil grip with less effort. We've collated a few ideas to mix things up a little and make playdough more interesting for your playgroup.

What does Child Friendly mean to you?

Three councils in South Australia are working in partnership with the Department for Education and Child Development (DECD) to pilot the Child Friendly SA initiative. Campbelltown, Onkaparinga and Gawler Councils are all working towards Bronze level recognition by UNICEF Australia to become a Child Friendly City...



What is a Child Friendly City?

A Child Friendly City is a people-friendly city. The most liveable cities are those that work for residents of all ages. A Child Friendly City is one where children and young people (0–18 years) are valued as citizens, their rights are recognised and their wellbeing is supported. Child Friendly Cities promote children's active involvement in issues which affect them.

What is Child Friendly SA?

Child Friendly SA was established to support the UN Convention on the Rights of the Child (UNCRC) focusing on UNICEF's Child Friendly Cities International model. Child Friendly SA (CFSA) is a partnership led by the Department for Education and Child Development (DECD) focusing on bringing children and communities closer by working together at a local level to support better outcomes for children and young people.

Six community goals have been developed by Child Friendly SA which aim to improve opportunities, experiences and outcomes for children and young people.

These goal areas are derived from the UNCRC and include:

- 1 Active Participation**
Communities listen to, engage with, and respond to children
- 2 Safety**
Children live in safe and secure communities
- 3 Health**
Children's health and wellbeing is supported by integrated services
- 4 Education**
Educational access, opportunity and achievement are supported for children, their families and community
- 5 Belonging**
Children develop a sense of belonging to a home, family, friends and community
- 6 Play and Leisure**
Children access appropriate play, leisure, rest and independent mobility opportunities

All three Councils are currently working in partnership with their respective communities to develop a Community Action Plan which encompasses these goal areas. If you live in Campbelltown, Onkaparinga or Gawler Council areas and want to know more about Child Friendly Cities and how your playgroup can be involved please contact:

GAWLER

Fran Noack
Community Development Coordinator
Elsie Ey Children's Centre for Early Childhood
Development and Parenting

Ph: 8522 1900
Mobile: 0403 576 300
E: fran.noack@sa.gov.au

CAMPBELLTOWN

Cathie Graham
Community Development Officer
City of Campbelltown

Ph: 83669218
E: CGraham@campbelltown.sa.gov.au
www.campbelltown.sa.gov.au/childfriendly

ONKAPARINGA

Lauren Jew
Community Development Coordinator
Aldinga Children's Centre Department of Education
and Child Development

Ph: 8557 6208
E: lauren.jew@sa.gov.au
Facebook: www.facebook.com/AldingaCC

Children's Book Week 2015



22 August - 28 August

In 2015, the Children's Book Council of Australia (CBCA) will celebrate 70 years of enjoying and promoting the best of Australian literature for children and young people.

The Book Week theme will be
"Books light up our world"

The CBCA presents annual awards to books of literary merit, for outstanding contribution to Australian children's literature.

View the CBCA nominated titles
by [CLICKING HERE](#).



BOOK WEEK PLAYGROUP
FREE Playgroup Session

Come along to our Book Week themed Playgroup for some fun, craft, morning tea and story time.


Feel free to **DRESS UP** as a Storytime Character.

10am to 12pm
Thursday 27 August, 2015


Playgroup SA Head Office
91 Prospect Road, Prospect SA 5082

Bookings Essential
on Free call 1800 171 882

Open to Playgroup SA Members and Non-Members with children aged 0-6 Years.



BOOK FAIR ON NOW AT PLAYGROUP SA



SAVE THE DATE

PLAYGROUP SA
Playing, learning, supporting families

Playgroup at the ZOO

www.playgroupsa.com.au

Friday 23 October, 2015 · 10am to 2pm



Orchestra Play Time

Sunday 13 September 2015

11am & 1pm

ASO Grainger Studio 91 Hindley Street Adelaide

Adelaide Youth
Orchestras

Why sit when you can dance sing even mix it up with the orchestra as the **Adelaide Youth Sinfonia** performs a brand-new interactive 50-minute concert for children aged 1-4. Featuring short pieces of orchestral music with words, movement and dancing, led by singer and animateur **Elizabeth McCall**.

Book at AdYO 8233 6256 | adyo.com.au

Adult Concession Student \$20, Family \$60



SAkids

**COMING LATE
AUGUST 2015**

state of **Play**

Parents are their Child's First Educator



Playgroup SA · Playing, Learning, Supporting Families
Discover your Local Playgroup on free call 1800 171 882



FOLLOW US ON FACEBOOK /PLAYGROUPSA

PLAYGROUP INFORMATION, COMPETITIONS, GIVE-AWAYS AND EVENTS!

BOOK REVIEWS

WIN

a copy
of each book
reviewed here...

HOW...?


Email your
NAME + PLAYGROUP +
CONTACT DETAILS
and the word 'BOOK PACK' to
competitions@playgroupsa.com.au
by Friday 11 September, 2015
for your chance to WIN!

These books have been donated,
courtesy of SCHOLASTIC



Thelma the Unicorn
by Aaron Blabey

A very funny (and rhyming) story
of a pony named Thelma who
dreams of becoming a unicorn.
But, when her dreams come alive,
Thelma realises that the fame that
follows in being a unicorn is not
all it's cracked up to be.




Pig the Fibber
by Aaron Blabey

He's back! But this time Pig, the
world's greediest Pug, is reeling
great big lies.

Won't he ever learn?

Another laugh-out-loud book
from the best-selling creator of
Pig the Pug. These books are fast
becoming favourites!



Messy Jellyfish
by Ruth Galloway

A brightly coloured children's
book with engaging illustrations
that covers themes such as
cooperation, compromise,
communication, messiness,
personal differences and
friendship. A story of best friends
Jellyfish and Seahorse and the fall
out from their impromptu party.



A Great Big Dinosaur
Adventure by Katherine
Kirkland

Here's one for dinosaur lovers...

When Oli sets off to have a GREAT
BIG ADVENTURE, he wants to
meet the scariest dinosaur in
the land! But who is the scariest
— and how will Oli know when
he meets it? Oli is in for a BIG
surprise!

**Congrats to the Mather Family from Mawson Lakes Duckling Playgroup
for winning the Edition #3, 2015 Book Pack!**

PLAYGROUP Workshops 2015

Cost per Playgroup Workshop (inc GST)

Playgroup SA Members	\$15
Playgroup SA Coordinators	\$15
Playgroup Group Booking (minimum of 4 people)	\$10 per person
Non-Members of Playgroup SA	\$40



Enrolments / Enquiries

Playgroup SA 1800 171 882 or through submitting a 'Workshop Enrolment Form'.

Bookings are essential to secure your place and payment is due strictly FIVE business days prior to the Playgroup Workshop.

No REFUNDS or CREDITS will be given without a minimum of five business days notice.

Crèche

A crèche service is available on-site when stated. This service is included in the Workshop Cost.

Location

Playgroup SA Head Office
91 Prospect Road, Prospect SA



This workshop is centred around age appropriate play ideas and activities for pre-school age children.

A change in the process of school intake has prompted a demand for stimulating ideas and activities for 4-5 year old Playgroupers, prior to school entry.

Pre-schoolers need and respond well to structure. They are more capable of managing intense emotions and they require routine to avoid feeling overwhelmed. Pre-school age children start to display more curious and questioning behaviours... they are more prone to pushing the boundaries and they often love to experiment with exploration and risk taking.

Pre-Schoolers at Play

Wednesday 4 November
6pm - 8pm
NO Crèche available



Child Safe Environments (Mandatory Reporting Training)

Explore the issues of child protection, gain an understanding of child abuse and neglect, learn about your responsibility to report concerns about children at risk and receive your certificate in Child-Safe Environments (CSE).

In order to be a qualified mandated notifier within the education system in SA, teacher registration requires all persons complete Child-Safe Environments in addition to the school specific RAN-EC online training (implemented October 2013)

FREE for Playgroup Coordinators
Enquire with Playgroup SA for further details

Thursday 10 September
9.30am - 4pm
NO Crèche available

Coordinators Workshop

Are you thinking about starting a Playgroup?
Are you a new Playgroup Coordinator?
Are you interested in assisting with the running of your Playgroup?

The Coordinators Workshop will provide you with all the information that you need to assist in these roles!

This workshop includes invaluable tips on how to effectively run a Playgroup, as well as creative play ideas and useful information on the value and benefits of play. This is also a great opportunity to connect and brainstorm with other Playgroup Coordinators and Playgroup SA staff in developing your own Playgroup support network.

Thursday 12 November
6pm - 8pm
NO Crèche available

Christmas Craft

Come along and celebrate the festive season with this fabulous hands-on art and craft workshop that will provide you with inspiring ideas to share with your children! A fun and interactive Christmas themed session that will explore a variety of art materials, techniques and ideas to use with young children in the lead up to Christmas.

Thursday 22 October
10am - 12pm
Crèche available

YOU CAN NOW ENROL
IN PLAYGROUP WORKSHOPS
ONLINE AT

[www.playgroupsa.com.au/
whatson-workshops.html](http://www.playgroupsa.com.au/whatson-workshops.html)

OR fill in the Enrolment Form on
the reverse of this page and
sent it to Playgroup SA



Playgroup Workshop Enrolment

All courses will be held at Playgroup SA Head Office
91 Prospect Road, Prospect SA

Personal details

Surname
First name
Email
Playgroup SA Member #(if applicable)
Preferred telephone.....

Course details

Crèche is available for specified courses only and is included in the course cost.

Course 1 Name
Course Date
of children in crèche? Fee \$

Course 2 Name
Course Date
of children in crèche? Fee \$

Course 3 Name
Course Date
of children in crèche? Fee \$

Total Fee \$

Payment details

- ☐ Member Price \$15.00 per workshop
☐ Non-Member Price \$40.00 per workshop
☐ Group Booking 4 + people @ \$10 each - to be submitted together

I have made an EFT for the sum of \$ to:
Playgroup SA · BSB 105 022 · Account No 1092 59640

Or, please charge this fee to my credit card:

☐ Visa ☐ Mastercard

..... - -

Name on card

Expiry date /

Cardholders signature

Bookings are essential to secure your place and payment is due strictly
FIVE business days prior to the Playgroup Workshop.

No REFUNDS or CREDITS will be given without a minimum of 5 business
days notice.

Playgroup SA Inc. 91 Prospect Road, Prospect SA 5082
info@playgroupsa.com.au / 1800 171 882



**To attend a Playgroup SA Workshop featured
on the previous pages, complete the above
form and submit to Playgroup SA along with
payment.**

**Is it too hard for you to attend a
Workshop at Prospect...?**

**Call Playgroup SA on free call 1800 171 882
and discuss the possibility of us running a
course at YOUR Playgroup with one of our
friendly Playgroup Support & Development
Officers..**



PLAYGROUP SA
Playing, learning, supporting families

Playgroup SA have recently visited the following Playgroups:

Barker Playgroup
Beverley Playgroup
DSTO Playgroup
Eudunda Community Playgroup
Eudunda PinS Playgroup
Flinders Park PinS
Georgetown
Geranium Playgroup
Jamestown Bizzy Bugs
Kilburn Community Playgroup
Langhorne Creek Playgroup
Leigh Creek
Light Square City Playgroup
Little Lambs Playgroup
Macclesfield Playgroup
Mawson Lakes Duckling Playgroup
Modbury South Playgroup
Mount Gambier PlayConnect
MYSA Playgroup
Old Cottage
Paralowie Playgroup
Pinnaroo Playgroup
Saddleworth
Tumbleweed Active Playgroup

**To arrange a visit from our fab
Playgroup Support & Development
Officers, please call us on 1800 171 882**